

St Giles' and St George's C of E Academy

Aspire Believe Achieve
Wednesday 4th October




Diary Dates

Sunday 8 th October	Harvest All Age Worship at St Giles'
Monday 9 th October	Academy Photography - Individual and siblings
Thursday 12 th October	Year 3/4 Mr Greathead and Mrs Tuck visit to the Potteries Museum
Tuesday 17 th October	Reception - Year 6 Flu immunisation
Wednesday 18 th October	Year 6 ES GLOW service
Friday 27 th October	INSET Day – school closed to children
Monday 30 th Oct– Friday 4 th November	Half term holiday
Monday 6 th November	Return to school
Monday 6 th – Friday 10 th Nov	RSC week in school
Wednesday 15 th November	Year 6 JW GLOW service
Wednesday 15 th November	Year 6 Bikeability
Thursday 16 th November	Year 5 Bikeability
Thursday 23 rd November	Year 3/4 Mrs Booth and Mrs Tuck visit to the Potteries Museum
Thursday 23 rd November	Year 2 visit to Castaway Play
Tuesday 5 th . – Tuesday 12 th December	Book Fayre in school
Sunday 10 th December	Christmas All Age Worship at St Giles'
Monday 11 th December	KS2 Carol Service at St Georges'
Tuesday 12 th December	Festival of Music at Victoria Hall
Wednesday 13 th December	Year 3/4 LG GLOW service
Thursday 14 th December	KS2 to watch The Nutcracker at The New Vic Theatre
Tuesday 19 th and Wednesday 20 th December	EYFS and KS1 Christmas Productions
Friday 22 nd December	School finishes for Christmas

Shakespeare week

After half term, we will be having our annual Shakespeare week in school. This is always an exciting week where the whole school complete drama, art, DT and writing activities linked to a Shakespeare play. Our play for this year is:



Harvest donations

On Wednesday 11th October, we will be having our whole school Harvest assembly. As part of this celebration, we would like to ask families to make donations for our school food bank. We would be grateful for any non-perisable items such as tinned fruit and vegetables, pasta, jars of sauce, rice etc. Please give your donations to the class teacher by Tuesday 10th October. Many thanks.



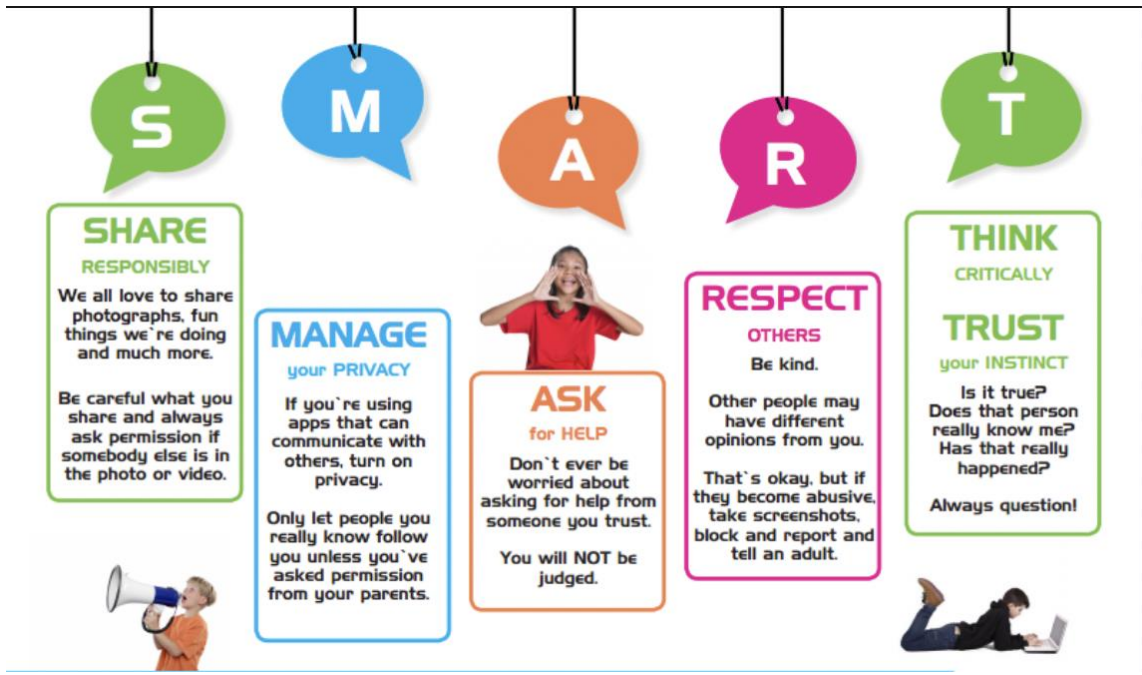
Sibling collection

Since the start of the year, we have noticed more siblings collecting children from school. Whilst we appreciate it is sometimes easier to ask younger siblings to pop round and walk them to the car park, in the interest of everyone's safety in order to collect from school siblings need to be 16 or over.



Online Safety

In school, we focus on promoting safety online using our SMART rules. Please reinforce this message with your children at home.

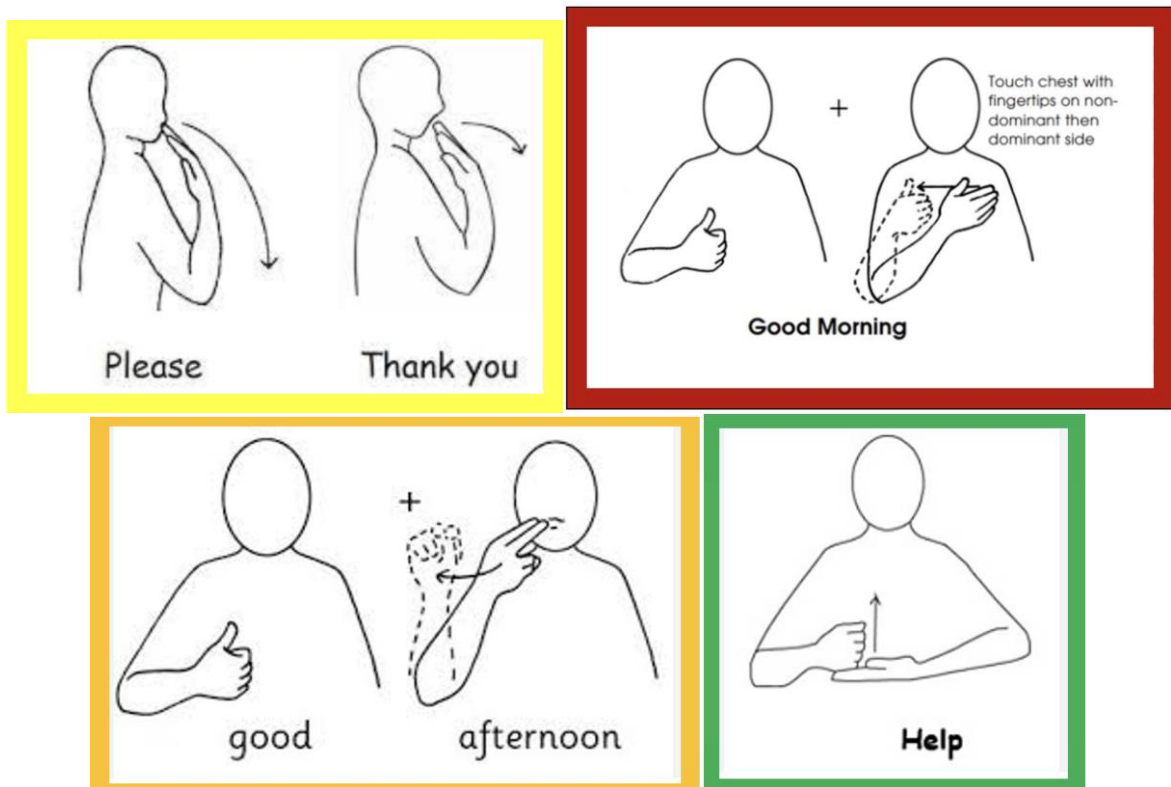


The infographic displays the SMART rules for online safety, each represented by a speech bubble and a corresponding text box. The rules are: S (Share Responsibly), M (Manage your Privacy), A (Ask for Help), R (Respect Others), and T (Think Critically, Trust your Instinct). Each rule includes a brief explanation and a small illustration of a child performing the action.

- S** **SHARE RESPONSIBLY**
We all love to share photographs, fun things we're doing and much more.
Be careful what you share and always ask permission if somebody else is in the photo or video.
- M** **MANAGE your PRIVACY**
If you're using apps that can communicate with others, turn on privacy.
Only let people you really know follow you unless you've asked permission from your parents.
- A** **ASK for HELP**
Don't ever be worried about asking for help from someone you trust.
You will NOT be judged.
- R** **RESPECT OTHERS**
Be kind.
Other people may have different opinions from you.
That's okay, but if they become abusive, take screenshots, block and report and tell an adult.
- T** **THINK CRITICALLY**
TRUST your INSTINCT
Is it true?
Does that person really know me?
Has that really happened?
Always question!

Makaton Signs

We have a number of children in school who use Makaton signing to help them communicate with others, so we have been sharing some signs with all the children so they can use them when needed. Here are the first four signs we have taught the children – see if your child can show you the sign.



The infographic shows four Makaton signs, each with a line drawing of a person's hands and arms. The signs are: Please (hand to chin), Thank you (hand to chin with a curved arrow), Good Morning (thumbs up + hand to chest), and Help (hand to forehead). The 'Good Morning' sign includes a note: 'Touch chest with fingertips on non-dominant side then dominant side'.

- Please**
- Thank you**
- Good Morning**
Touch chest with fingertips on non-dominant side then dominant side
- good**
- afternoon**
- Help**