



# St. Giles' & St. George's Church of England Academy

St Paul's Road  
Off Orme Road  
Newcastle  
Staffs  
ST5 2NB

Telephone: 01782 917640  
e-mail : office@stgg.org.uk

Website: [www.stgilesstgeorgesacademy.co.uk](http://www.stgilesstgeorgesacademy.co.uk)

24<sup>th</sup> September 2021

## Spelling Shed - Year 1 -6

Dear Parents/Carers,

We are pleased to let you know that we have subscribed to Spelling Shed, an interactive, online spelling programme designed to help your child learn spellings and spelling rules. Your child's individual log in details for Ed Shed will be given to them and stuck into the front of their home reading diary. You can log into Ed Shed at <https://www.edshed.com/en-gb/login>. Please see overleaf for a brief guide.

As part of the school's Set Homework Menu, it is an expectation that children will practise their spellings daily. We ask that your child practises online and/or using their paper Spelling Log. In the Spelling Log, the spellings for your child to practise are down the left hand side. There are then 'attempt' columns. Attempt 1, 2, 3 and 4 are for home practising. Your child will then complete a test and their class teacher will mark off their spellings in the 5<sup>th</sup> Attempt column. Green will indicate which spellings your child got correct and pink will indicate that those spellings need more practise. Online, your child's class teacher will have assigned different activities for your child to complete and they will be able to access other games too.

In school we will also be using the exciting Spelling Shed interactive programme. Your child will have spelling sessions which will involve: being taught the spelling rule, time where your child can practise online and play the games and opportunities to complete other spelling activities. These could include: finding the meaning of the word, finding synonyms and antonyms and putting the spelling into context by writing a sentence with it in.

We hope that you will support the school with this exciting way of learning spellings. If you have any further questions, do not hesitate to contact me through the office.

Yours Sincerely,

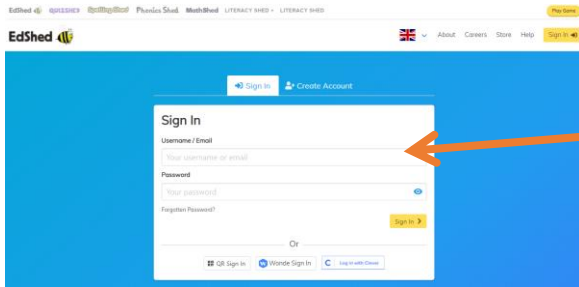
Miss H Snape  
Joint English Leader

St. Giles' & St. George's Church of England Academy is a company limited by guarantee  
Registered in England and Wales with Company Number: 8863406



[Type here]

## Spelling Shed - Parent Mini Guide

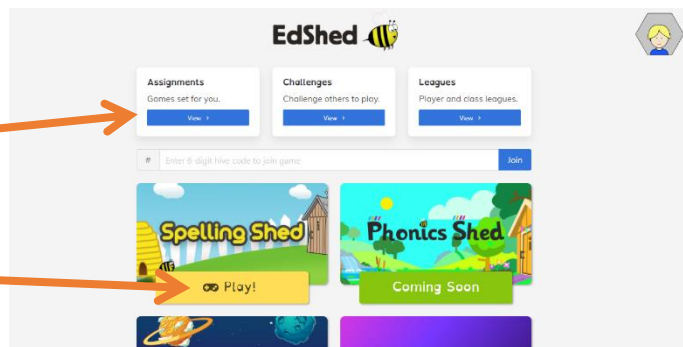


<https://www.edshed.com/en-gb/login>

Type your child's user name and password here from their diary.

Your child will have an 'Avatar' these can be edited throughout using the programme when more points are earned. The screen will look slightly different depending on if you are using a different web browser or the app, rather than online.

Click assignments to see what has been set for your child.  
Alternatively, click 'Play!' to enjoy some spelling games.

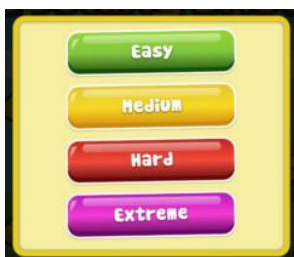


Your child's class teacher will have set up assignments to reflect your child's ability, recapping on their Common Exceptions Words and linking to the phonics that they have been learning.

Assignments selected for your child.  
More lists will only be accessible once your child has completed the assigned lists.



There are four different levels of difficulty which your child can choose from: Easy, Medium, Hard, and Extreme. The higher the level, the fewer support elements there are within the game. Higher levels allow a higher score to be achieved but children can practise as much as they like on lower levels before trying to gain high scores. The scores achieved give a league position and each class has its own league position within a school league.



**Easy** - word is shown, an audio clip is played and the included letters are shown.  
**Medium** - audio clip is played and only the included letters are shown.  
**Hard** - audio clip is played and the included letters plus random letters are shown.  
**Extreme** - audio clip is played and a full qwerty keyboard is shown. Letters must be correctly accented and capitalised.

Once your child has completed a game, they will receive a score and some honey pots. They can use their honey to buy items for their Avatar. Simply click on the avatar which is located in the top right-hand corner and customise it using the options.