



St Giles' and St George's Primary Academy

Homework Menu



Class: Year 2

Teachers: Mrs Pearce/Miss Thurley

Topic: Explorers




Term: Autumn 1

Set Menu: Daily reading, spelling, mental maths.

We are asking children to read **at least 3 times** each week and for parents to record this in their child's reading record. Listening to children read will enable them to practise their sounds and develop their reading fluency. Please talk to your child about their book, the pictures inside and what might happen next. This will help to develop their comprehension skills and have a better understanding of the text. We will be sharing a variety of texts related to our Explorers topic and helping your child to foster a love of books. We are grateful for your support with this.

Added Extras:

Please encourage your child to complete as many activities from the menu as they can, but **NO LESS than 3** over the half term. Please record the activities in your child's homework book, this can include photographs. We will ask for homework books handed in during the last week of each half term, in order for us to share and celebrate this learning.

Research it	Work it out	Imagine it
<p>Choose one of the following explorers and research their explorations. You could go to the library and look at some non-fiction books or use the internet. Record what you find out however you choose. You could write sentences, a fact file, leaflet, etc.</p> <p>Neil Armstrong Ameila Earhart Ranulph Fiennes Helen Thayer Christopher Columbus</p> 	<p style="text-align: center;">① ② ③ ④ ⑤ ⑥ ⑦ ⑧ ⑨ ⑩</p> <p>If you have ten counters numbered 1 to 10, how many can you put into pairs that add to 10?</p> <p>Can you use them all? Say how you got your answer.</p> <p>Now put the counters into pairs to make 12.</p> <ul style="list-style-type: none"> • Can you use them all? • Say how you got your answer. <p>Now put the counters into pairs to make 13.</p> <ul style="list-style-type: none"> • Can you use them all? • Say how you got your answer. 	<p>Imagine you have discovered a new island! Can you draw a map of the island? Which animals might live on your island?</p> 
Photograph it	Plan it	Design it
<p>Go on an adventure of your own. This could be to a forest, a wood, the park or even in your own back garden. Take some photographs of what you experienced along the way and things that you saw and did.</p> <p>If possible, stick pictures of your adventure into your homework book in order along with a brief explanation next to each one.</p>	<p>Plan your own exploration, thinking about these things:</p> <p>Where will you go? Who will join you? What will you need? How will you get there?</p> <p>You could record this in sentences, pictures, a map, for instance.</p> 	<p>Imagine that you are about to go on an Arctic adventure. Design a coat that would be fit for purpose.</p> <p>Think about - colours, materials that it might be made from, features that it might have on it.</p> <p>Draw your design and explain it.</p> 